


### Cable Management Accessories

#### SPLICE TRAY AND LID

Description	Part NO.
Universal Splice Tray	SPLICETRAY/Z
Splice Tray Lid	SPLICETRAYLID/Z
(Splice holders are not included, see below for part numbers) <b>Width</b> : 80mm <b>Length</b> : 155mm <b>Height</b> : 7mm	



#### SPLICE TRAY SPLICE HOLDERS AND HINGES

Description	Part NO.
Splice Holder For Heat Shrink Splice	SPLICEHOLDER1/Z
Splice Tray Hinge	BUCKLE/Z
<b>Width</b> : 25mm <b>Length</b> : 25mm <b>Height</b> : 6mm	



HINGE

Standard Combination Type1

#### SPLICE BRIDGE AND SPLICE LID

Description	Part NO.
Splice Bridge	SPLICEBRIDGE/Z
<b>Width</b> : 37mm <b>Length</b> : 95mm <b>Height</b> : 16mm	



#### SPLICE CASSETTE WITH CLEAR LID

Description	Part NO.
2 x 6 way stackable splice cassette complete with clear lid.	SPLICE12BASEUNIT/Z
Additional 2 x 6 way stackable splice cassette complete with clear lid.	SPLICECASSETTE12/Z
(Cassettes are hinged to one side) <b>Width</b> : 90mm <b>Length</b> : 160mm <b>Height</b> : 7mm	



### Cable Management Accessories

#### CABLE MANAGEMENT KIT

Description	Part NO.
Cable Management Kit	<b>CABLEMANAGEMENT /Z</b>
1X Self adhesive splice bridge	
8X Self adhesive bunny clips	
1X Cable gland (PG13.5)	
1X Safety sticker	



#### BUNNY CLIPS

Description	Part NO.
Cable management bunny clip with peel-off adhesive underside.	<b>118-68C/Z</b>




#### CABLE GLAND

Description	Part NO.
Cable Gland 6 to 12mm Diameter	<b>EG13.5GLAND/Z</b>
Cable Gland 12-14mm Diameter	<b>EG13.5GLAND/LG/Z</b>




#### FRONT MOUNTED QUICKNUT

Description	Part NO.
Captive cage nut and bolt, easy installation from the front.	<b>CAGENUT/Z</b>



#### BRUSH STRIP

Description	Part NO.
1U Brush Strip	<b>1UBRUSHSTRIP03/Z</b>



#### 1U Cable bar with BRUSH STRIP

Description	Part NO.
1U Cable Bar with Brush Strip	<b>1UCABLEBAR/BR/Z</b>

### Cable Management Accessories

#### CABLE MANAGEMENT BAR

Description	Part NO.
Cable management bar 1U	1UCABLEBAR/Z
Cable management bar 1U GREY	1UCABLEBAR/G/Z
Cable management bar 2U	2UCABLEBAR/Z



#### RECESSED CABLE MANAGEMENT BAR

Description	Part NO.
Recessed cable management bar BLACK	1UCABLEBAR/REC/Z
Recessed cable management bar GREY	1UCABLEBAR/REC/G/Z



#### BLANKING PLATES

Description	Part NO.
1U blank plate	1UBLANK/Z
2U blank plate	2UBLANK/Z
3U blank plate	3UBLANK/Z



#### REAR CABLE ENTRY OPTIONS FOR SLIDING PANELS

Description	Part NO.
MPO hole panel plate	CMB08/Z
20mm gland hole panel plate	CMB09/Z
25mm gland hole panel plate	CMB10/Z
Blown fibre hole panel plate	CMB11/Z

Our sliding patch panels include a removable rear section enabling you to install several options of cable entry:

- > **MPO**
- > **Extra 20mm or 25mm gland holes**
- > **Blown fibre cable entry**
- > **A selection of options made to order**

Removing the panel completely allows you to install larger diameter cable such as steel-tape-armoured. The cable can be installed directly into the panel, and using the cable tie positions, the strength member can be secured, directly to the sliding tray.

Removable rear panel section



Rear panel plate options

