

W17 - Lockable 36 Position SC / LC / E2000 / MTRJ Single Door Wall Box

The Optronics wall box system can be supplied unloaded ready for the installer to load with their choice of adaptors, or pre-loaded with adaptors and pigtails ready for installation.

With the ability to use a full array of adaptor types, this wall box offers a flexible solution to the end user, enabling them to incorporate a multi functional wall mounted box which allows easy access during installation or rework with no disturbance of existing cable or fibres.

In addition to the array of adaptors the box also offers multiple cable entry and exit solutions: up to 8 standard entry points for loose tube, tight buffered, pre-terminated, steel tape armoured cable and 2 slotted positions for patch cord exit.

Features/Benefits

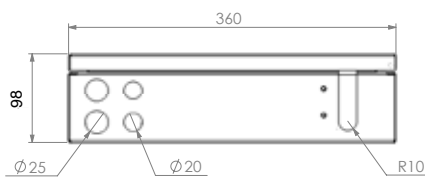
- > **Up to 72 fibre**
- > **Multiple adaptor options**
- > **36 adaptor positions**
- > **ROHS, REACH, SvHC**
- > **Available in single door and double door versions**
- > **Internal bend radius protection included**

Applications

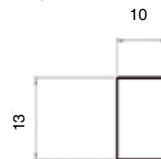
- > **Internal applications**
- > **For use in multi dwelling units or demarcation points within a network**
- > **Data centres or telecommunication networks**



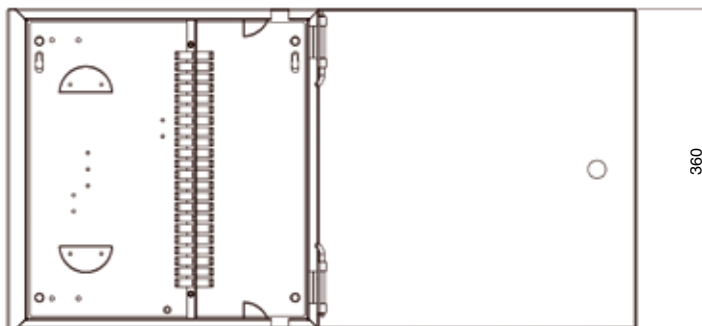
Top / Bottom View



SC Simplex



Front View



Technical Specification

LOCKABLE WALL BOXES	SINGLE DOOR
Height	360 mm
Width	360 mm
Depth	98 mm
Net Weight	7 kg
Packaged Weight	7.3 kg
Package Dimensions	420 W x 400 D x 106 H
IP Rating	IP 20
Suitable for adaptor type	SC Simplex LC Duplex E2000 MTRJ
Number of doors	1
Cable entry	4 x 20 mm 4 x 25 mm
Material	Cold Rolled Steel
Material thickness	1.2mm
Material coating	Electro Static Powder Coating
Colour	Grey RAL 7035
Operating Temperature	-40°c to + 50°c
Compliant to	RoHS, Reach, SVHC
Designed in accordance with	TIA/EIA 568.C, ISO/IEC 11801, EN 50173, IEC 60304, IEC 61754, EN 297-1